

2.3

Unit 2 Week 3

Story

"At a Pond"

Genre

Nonfiction

Story

"Way Down Deep"

Genre

Poetry

Story

"The Best Spot"

Genre

Nonfiction

Essential Question

Where do animals live together?

Comprehension Strategy

reread

Comprehension Skill

main topic and key details

Writing Traits

ideas

Grammar

possessive nouns

Structural Analysis

inflectional ending -ing

Mechanics

apostrophes with possessive nouns

SPELLING/ PHONICS

ending

blends

lend

send

fast

past

sink

wink

run

bug

of

who

Vocabulary

habitat- place where an animal lives in nature

depend- rely on for things you need

hibernate- spend the winter sleeping in a shelter

tranquil- calm and peaceful

tolerate- put up with something unpleasant

High Frequency Words

eat, no, of, under, who

Oral Vocabulary Words

habitat, depend, hibernate, tranquil, tolerate

Name _____

Unit 2 Week 3

We want to go camping. Fix the tent fast! Ask Gus to dust the lamp. Put the cup in the sink. He will lend a mat. Who is under the mat? It is a frog. No, I do not like it. The frog is jumping. It can eat a lot of bugs. I think and wink. I will send for Gus. He can bend the mat to get the frog.

red

fast	bend
lend	camping
send	jumping
past	wink
sink	

yellow

eat
no
of
under
who

blue

2 Times Read: 1 2 3 4 5 6 7 8 9 10



eat

Chipmunks like to **eat** nuts.



under

They dive down **under** the water.



no

A snake has **no** legs.



who

Who can see the bug?



of

The birds sit in a nest **of** twigs.

Your Turn

COLLABORATE




Say the sentence for each word.
Then make up another sentence.

Go Digital! Use the online visual glossary

End Blends

The letters nd, nk, nt, sk, st, and mp together make the ending sounds in land, drink, went, ask, rest, and damp.



<u>and</u>	<u>fast</u>	<u>jump</u>
<u>send</u>	<u>desk</u>	<u>must</u>
<u>hunt</u>	<u>mask</u>	<u>plant</u>
<u>skunk</u>	<u>trunk</u>	<u>stamp</u>

The skunk is plump and fast!

It will play and hunt.



Your Turn

COLLABORATE



Look for these words with end blends in "The Best Spot."

<u>best</u>	<u>plants</u>	<u>nest</u>
<u>trunk</u>	<u>ants</u>	<u>and</u>
<u>rest</u>	<u>sand</u>	<u>stump</u>
<u>jump</u>	<u>must</u>	<u>hunts</u>
<u>dusk</u>	<u>went</u>	<u>skunk</u>

**Essential Question**

Where do animals live together?

Read about the animals in a forest.



Go Digital!



The Best Spot





Purestock/Getty Images (border) Carl Keyes/Alamy

This is a forest.

This spot has lots **of** animals.


Deer live here. They **eat** plants.



But **who** is in the grass?

A rabbit's head pops up!

Universal Stopping Point Photography/Flickr/Getty Images



What is up there?

Look up, up, up.

It is a nest.

The mom gets big bugs. Yum!



What is on the trunk?

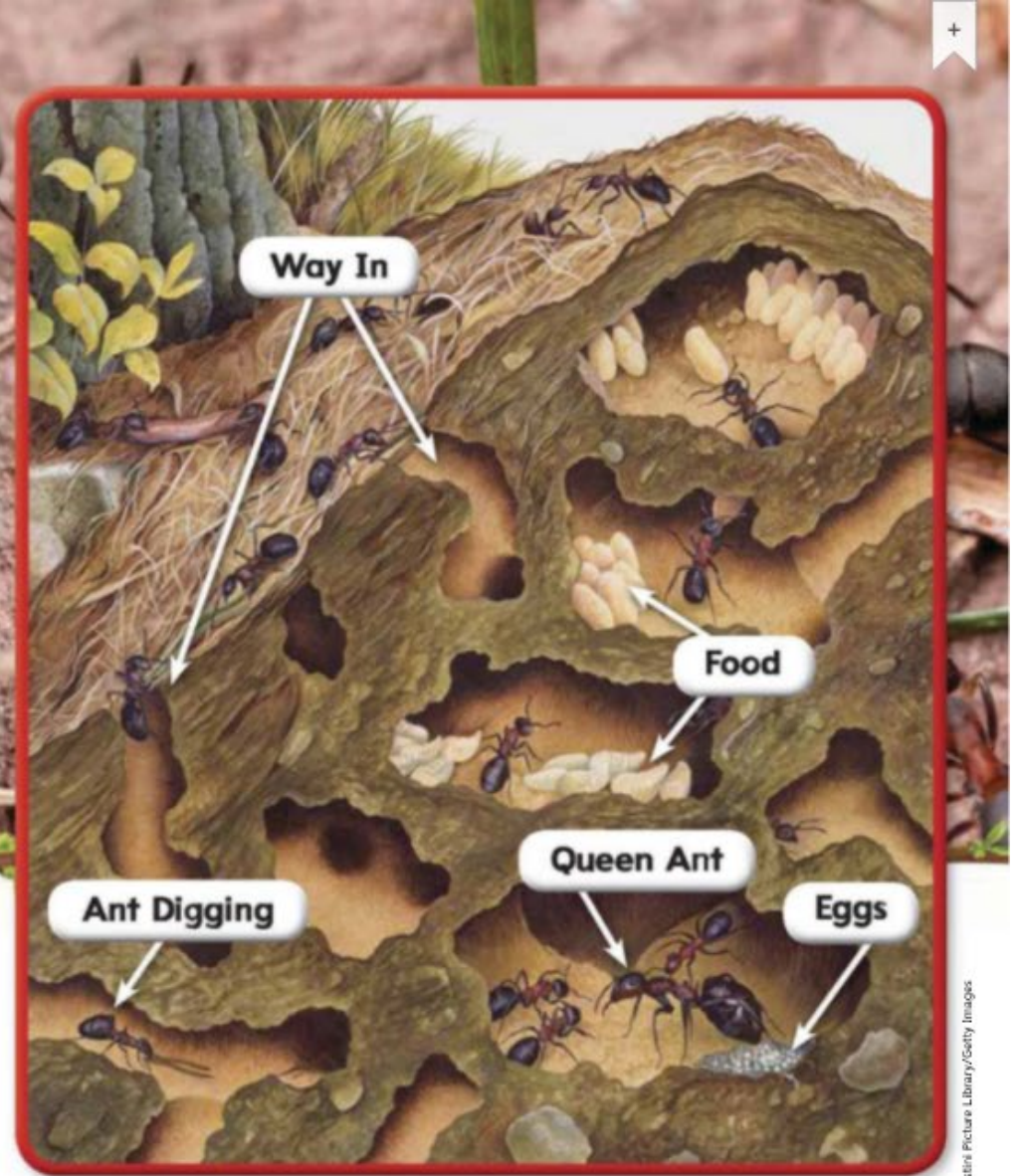
It is a nest, too.

Lots of wasps live in it.





Ants live here, too.
Ants pick up twigs and grass.
Ants zip in and out.
Ants have **no** rest!



Ants dig **under** sand and grass.



Fox kits hop on a stump.
Mom fox lets the kits run
and jump.
The kits must eat.
Dad fox hunts at dusk.



Who went hunting, too?
A skunk!
This spot has lots of animals!

Main Topic and Key Details

The **main topic** is what the selection is about.

Key details give information about the main topic.

Find Text Evidence

The selection is about a place where animals live together.

Find a detail about one of the animals.

page 56

This is a forest.

This spot has lots **of** animals.

Deer live here. They **eat** plants.



Main Topic

Lots of animals live in the forest.

Detail

Deer live in the forest.
They eat plants.

Detail

Ants make their home under the ground.

Detail

Some forest animals hunt at night.



Your Turn



Talk about the main topic and other details in "The Best Spot."



Go Digital! Use the interactive graphic organizer

Write About the Text



Pages 54-63



Grammar

Possessive nouns tell who or what has or owns something. **Turtle's** is a possessive noun.



Ben

I responded to the prompt: **Write two pages of an informative text about animals that live in the sea.**

Student Model: Informative Text

Main Idea
My first two sentences are about my main idea.

Facts
I included facts to tell about the sea.

This is a sea.
 This spot has lots of animals.
 Sharks live here.
 Sharks eat fish.
 But who is behind a rock?
 A turtle's head pops out!

COLLABORATE

Your Turn

Use "The Best Spot" as a model and write the first two pages of an informative text about animals that live in a park.

Go Digital!
Write your response online.
Use your editing checklist.

Alexandra Perlova/Moment Open/Getty Images

Universal Stopping Point Photography/Flickr/Getty Images

Name _____

Fill in the Key Details Chart. Use words from the story.

<u>First,</u>	Detail
<u>Next,</u>	Detail
<u>Last,</u>	Detail

Copyright © McGraw-Hill Education

Topic

Stop and Think!

T- _____

1- _____

1- _____

1- _____

C- _____

S N

Q SS





Chapter 4 Review/Test

-  1. Count back. Write the number that is 2 less.



$$8 - 2 = \square$$

-  2. Look at the facts. A number is missing. Which number is missing?

$$\begin{array}{r} 8 \\ + \square \\ \hline 13 \end{array} \quad \begin{array}{r} 13 \\ - 8 \\ \hline \square \end{array}$$

5



6




7



8

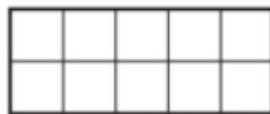
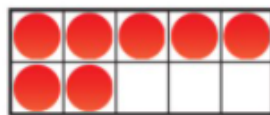


-  3. Write a subtraction sentence you can solve by using $5 + 4 = 9$.

$$\square - \square = \square$$

4. Make a ten to subtract.
Draw to show your work.
Write the difference.

$$12 - 7 = \boxed{?}$$



$$12 - 7 = \boxed{}$$

5. What subtraction sentence does the model show?

- $10 - 5$
 $15 - 5$
 $10 - 5 - 1$
 $15 - 5 - 3$

Step 1



Step 2



6. Lupe has 9 books. She gives some away.
She has 7 left. How many books does she
give away? Draw or write to explain.

Lupe gives away books.

Name _____

7. Look at the number sentences.
 What number is missing? Write the number in each box.

$$13 - \square = 9 \quad 9 + \square = 13$$

8. ★ means "count back 1."
 ■ means "count back 2."
 ● means "count back 3."

Match each picture to a number sentence.



$$\bullet 5 - ? = 2$$

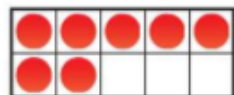


$$\bullet 7 - ? = 6$$



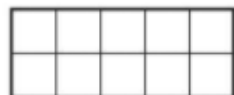
$$\bullet 8 - ? = 6$$

9. Make a 10 to subtract.



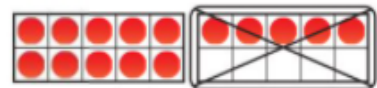
$$13 - 7 = \square$$

$$13 - 7 = \underline{\quad ? \quad}$$



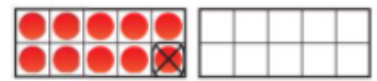
10. How does the model show $15 - 6$? Choose the numbers that make the number sentences true. Circle numbers in the boxes.

Step 1





$15 - \begin{array}{|c|} \hline 6 \\ \hline 5 \\ \hline 4 \\ \hline \end{array} = 10$

Step 2



$10 - \begin{array}{|c|} \hline 1 \\ \hline 2 \\ \hline 3 \\ \hline \end{array} = 9$

11. Mark has 11 . He gives some away. He has 4 left. How many  does he give away? Draw a picture to help you subtract.



- How is drawing a picture like acting out a problem?

