

Unit 2 Week 1

Story

"Good Job, Ben!"

Genre

Realistic Fiction

Story

"The Red Hat"

Genre

Realistic Fiction

Story

"Firefighters at Work"

Genre

Nonfiction

Essential Question

What jobs need to be done in a community?

Comprehension Strategy

make and confirm predictions

Comprehension Skill

character, setting, events

Writing Traits

organization

Grammar

nouns

Structural Analysis

inflectional ending -ed

Mechanics

commas in a series

SPELLING/ PHONICS

Short e

leg

beg

men

hen

head

bread

grass

spin

there

again

Vocabulary

community- a place and the people who live in it

occupation- a job someone does

astonishing- amazing or surprising

equipment- the things you need to do something

fortunately- luckily

High Frequency Words

again, help, new, there, use

Oral Vocabulary Words

community, occupation, astonishing, equipment,

fortunately



Name \_\_\_\_\_

Unit 2 Week 1

Ben got there again. He is at the vet. He had to beg. The red fox fled to its den. The men will help. His hen has bread on its head. Tell Meg to get ten eggs. I will use a new pen. The box I read is wet.

red

beg	vet
bread	wet
head	red
hen	fled
read	
men	

yellow

again
help
new
there
use

blue

2 Times Read: 1 2 3 4 5 6 7 8 9 10



again

I may need to bake it **again**.



there

**There** is a lot of mail in his bag.



help

She will **help** find the street.



use

**Use** a scoop to pick up the rocks.



new

My class has a **new** teacher.

Your Turn



Say the sentence for each word. Then make up another sentence.

Go Digital! Use the online visual glossary

## Short e

The letters e or ea can make the short e sound, as in get or bread.



<u>men</u>	<u>vet</u>	<u>pet</u>
<u>bed</u>	<u>red</u>	<u>mess</u>
<u>head</u>	<u>well</u>	<u>dress</u>
<u>smell</u>	<u>deaf</u>	<u>bread</u>

Fred's pet hen can peck!

The top of its head is red.



### Your Turn



Look for these words with the short e sound in "Good Job, Ben!"

<u>Ben</u>	<u>head</u>	<u>get</u>	<u>yet</u>
<u>men</u>	<u>wet</u>	<u>step</u>	<u>bread</u>
<u>smells</u>	<u>ten</u>	<u>Jet</u>	<u>vet</u>
<u>well</u>	<u>pet</u>	<u>Glenn</u>	<u>read</u>

Name \_\_\_\_\_

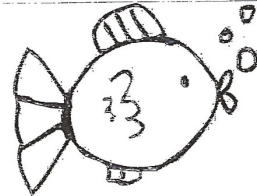

# Commas

commas in a series

## Wednesday

⇒ Directions: Write commas where needed in the sentences below.

1. Dogs cats and fish make good pets.
2. My favorite colors are blue green and red.
3. There are swings slides and bars at the park.
4. We need to take shoes shirts and pants for the trip.
5. Jon made ham beans and bread for dinner.



Graphics/fonts copyright DJ Inkers. www.djinkers.com

# A Fun Job




A clock can stop.  
Mom can fix it!

①



Ben helps his mom.  
Ben likes his job.

②



A man comes in.  
Can Mom and Ben  
fix his clock?

③



They fix the clock.  
The man is glad!



**Essential Question**

What jobs need to be done in a community?

Read about jobs that people do around town.

*Go Digital!*

# Good Job, Ben!





Ben and Mom head to town.  
It is a big trip.  
**There** is a lot to see.

Ben and Mom will get on the bus.  
The driver stops on this block.  
Good job!



Ben and Mom can not cross yet.  
Stop! Stop! She can **help** them.  
Big job!



Ben and Mom walk past.  
Six men **use** a drill and fill cracks.  
It will look **new again**.


Wet job!



Ben and Mom step in for bread.  
Ben sniffs. It smells good.  
Mom gets ten.  
Hot job!



Ben and Mom get Jet.  
Jet licks Ben.  
The vet helped Jet get well quick.  
Pet job!



Ben and Mom stop for books.  
Ben can get help from Miss Glenn.  
Glad job!



What did Ben get?  
What has he read?  
Ben read books on jobs.  
Good job, Ben!

Genre Realistic Fiction

Essential Question

What jobs need to be done in a community?

Read about a firefighter's exciting job.



Go Digital!

# The Red Hat

by Eva Torres  
illustrated by Vincent Nguyen



Jen has a **new** job.  
She gets a red hat.



She will **use** this hat a lot.



Jen is in bed.  
**There** is a bell!  
She grabs the red hat.



Jen can get down like this.  
Go, Jen, go!





Jen hops on.  
Go, Jen, go!



It is a big fire!  
Jen can **help**.



The fire is out.  
Jen is wet.  
Thank you, Jen!



Jen plays with Matt and Jill.  
There is a bell **again**.



Jen gets the red hat.  
She gets in the truck.  
Go, Jen, go!



Rex is up there.  
He will not come to Jim.  
Jen will help!



Jen gets Rex.



Jim is glad.  
Rex is glad, too.  
He has a new red bed.  
Thank you, Jen!


# Community Helpers

Name \_\_\_\_\_

Read the short passage and answer the questions.

## FIREFIGHTERS

Firefighters save people, animals and buildings by putting out fires. They use a large fire truck with lots of water to do their job. They use big hoses from their trucks to spray water on fires. Firefighters wear special suits and masks. These protect them from the smoke and fire. Firefighters can rescue us from fires and disasters!



1. What do firefighters do?

\_\_\_\_\_

\_\_\_\_\_

\_\_\_\_\_

\_\_\_\_\_

2. What do firefighters use to do their job?

\_\_\_\_\_

\_\_\_\_\_

\_\_\_\_\_

\_\_\_\_\_

3. What do firefighters wear?

\_\_\_\_\_

\_\_\_\_\_

\_\_\_\_\_

Name \_\_\_\_\_

Fill in the Key Details Chart. Use words from the story.

<u>First,</u>	Detail
<u>Next,</u>	Detail
<u>Last,</u>	Detail

Copyright © McGraw-Hill Education

Topic

**Stop and Think!**

T- \_\_\_\_\_

1- \_\_\_\_\_

1- \_\_\_\_\_

1- \_\_\_\_\_

C- \_\_\_\_\_

S N

Q SS





**Chapter 3 Review/Test**

-   1. Write the addends in a different order.

$$5 + 4 = 9$$


$$\underline{\quad} + \underline{\quad} = \underline{\quad}$$



---

-  2. Count on from 4. Write the number that shows 1 more.

\_\_\_\_\_

---

-  3. The cubes show a doubles fact. Choose the doubles fact and the sum.



$$\underline{\quad} + \begin{array}{|c|} \hline 5 \\ \hline 6 \\ \hline \end{array} = \begin{array}{|c|} \hline 9 \\ \hline 10 \\ \hline \end{array}$$



4. There are 3 red leaves. There are 4 yellow leaves. How many leaves in all?

- Use a double to add.  
Write the missing numbers.



$$3 + 4 = \square + \square + \square$$

$$\text{So, } 3 + 4 = \square$$

5. Choose all the doubles facts that can help you solve  $8 + 7$ .

- $4 + 4 = 8$   
  $7 + 7 = 14$   
  $8 + 8 = 16$




6. Write a count on 2 fact to show a sum of 10.

Then write a doubles fact to show a sum of 10.

$$\square + \square = \square$$

$$\square + \square = \square$$

7. Match the models to the number sentences.



•

•

•

•

•

•

$$10 + 3 = 13$$

$$10 + 1 = 11$$

$$10 + 0 = 10$$

8. The model shows  $8 + 5 = 13$ .

Write the 10 fact that has the same sum.



$$\square + \square = \square$$

9. Does the addition show how to make a ten to add? Choose Yes or No.

$$7 + 3 + 2$$




 Yes     No

$$7 + 5 + 5$$

 Yes     No

$$5 + 4 + 7$$

 Yes     No

10. Look at the    . Complete the addition sentence to show the sum. Choose the missing number and the sum.



$$2 + \begin{array}{|c|} \hline 3 \\ \hline 4 \\ \hline 5 \\ \hline \end{array} + 4 = \begin{array}{|c|} \hline 8 \\ \hline 9 \\ \hline 10 \\ \hline \end{array}$$

11. Write two ways to group and add  $4 + 2 + 5$ .

$$\underline{\quad} + \underline{\quad} = \underline{\quad}$$

$$\underline{\quad} + \underline{\quad} = \underline{\quad}$$

12. Beth sees 4 red birds. She sees 2 yellow birds. She sees 4 blue birds. Draw a picture of the birds.



- Beth sees  birds.