

Week of 9/14 - 9/18

Unit 1 Week 3

Story

Flip

Genre

Fantasy

Story

"What Pets Need"

Genre

Nonfiction

Story

A Pig for Cliff

Genre

Fantasy

Essential Question

What makes a pet special?

Comprehension Strategy

visualize

Comprehension Skill

key details

Writing Traits

ideas

Grammar

statements

Structural Analysis

plural nouns

Mechanics

capitalization and punctuation

SPELLING/ PHONICS

L-blends

clip

flip

slip

flag

black

plan

win

sit

be

pull

Oral Vocabulary

care- to give something what it needs to stay healthy and happy

train- teach something to do things

companion- an animal or person that keeps you company

groom- wash and brush

popular- enjoyed by many people

High Frequency Words

be, come, good, pull

Name: _____

Spelling Posttest

1. _____

2. _____

3. _____

4. _____

5. _____

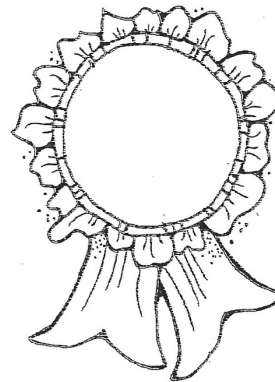
6. _____

7. _____

8. _____

9. _____

10. _____



Read the story "Kit, Nat, and Kim." Then answer Numbers 1 to 5.

Kit, Nat, and Kim


I am Jim.

I have a black cat.

Kit sits in my lap and licks.

I pat Kit.


Kit does not hiss.



Copyright © McGraw-Hill Education




This is Nat.
 Nat can dig.
 Nat pulls me.
 Nat is very quick.
 I want Nat to sit, and he does.
 I pat his back.



Copyright © McGraw-Hill Education

GO ON →

This is Kim.
 Kim has big fins.
 Kim does not sit in my lap.
 Kim can go up and down the glass.
 I like Kit and Nat and Kim.



Copyright © McGraw-Hill Education

GO ON →

Name: _____ Date: _____

Now answer Numbers 1 to 5. Base your answers on the story "Kit, Nat, and Kim."

- 1 What does Jim do FIRST?
- A pats Kit
 - B pats Nat
 - C pats Kim
- 2 What does Kit do?
- A pulls
 - B licks
 - C pats
- 3 Jim wants Nat to _____.
- A go out
 - B sit down
 - C have fins

Copyright © McGraw-Hill Education

GO ON →

Name: _____ Date: _____

- 4 Kim has _____.
- A a lap
 - B a kiss
 - C big fins
- 5 What does Jim do LAST?
- A pats Nat
 - B sits with Kit
 - C looks at Kim

Copyright © McGraw-Hill Education

Weekly Assessment • Unit 1, Week 3

GO ON →

Grade 1

25



Name: _____ Date: _____

Choose the best answer.

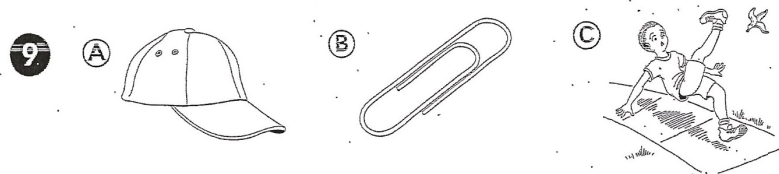
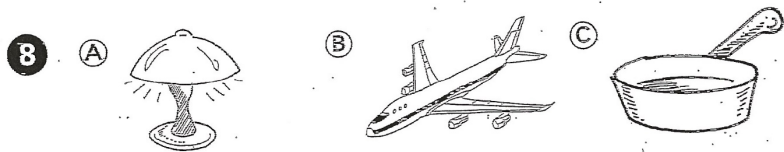
6 Will Sam _____ here?

- (A) come
- (B) good
- (C) pull

7 This jam is _____.

- (A) be
- (B) come
- (C) good


Listen while your teacher reads the directions.




GO ON →

Name: _____ Date: _____


Choose the word that names the picture.



- (A) flag
- (B) bag
- (C) clap



- (A) back
- (B) click
- (C) black



- (A) slam
- (B) flat
- (C) fit

GO ON →



Name: _____ Date: _____

Choose the best answer.

- 13 Max has six _____.
- Ⓐ cat
 - Ⓑ catt
 - Ⓒ cats
- 14 The class ran up two _____.
- Ⓐ hill
 - Ⓑ hills
 - Ⓒ hizz
- 15 Jill can fill _____ for kids.
- Ⓐ packs
 - Ⓑ paks
 - Ⓒ pack

Copyright © McGraw-Hill Education



Topic

Stop and Think!

T- _____

1- _____

1- _____

1- _____


C- _____

S N

Q SS

Name _____

Date _____



What makes a pet special?

First,


Handwriting practice lines consisting of multiple sets of three horizontal lines (top, middle, bottom) for writing.



Curious About Math with
**Curious
George**

There are 4 fish in the tank.
If you doubled the number
of fish, how many
would there be?



**Show What You Know****Model Addition**Use  to show each number. Draw the cubes. Write how many in all.

1.

$$2 + 3 = \underline{\quad}$$

Use Symbols to Add

Use the picture. Write the addition sentence.

2.




--	--

3.



--	--

Add in Any OrderUse  and  to add. Color to match.

Write each sum.

4.



$$1 + 4 = \underline{\quad}$$

5.



$$4 + 1 = \underline{\quad}$$

This page checks understanding of important skills needed for success in Chapter 3.



Name _____



Vocabulary Builder

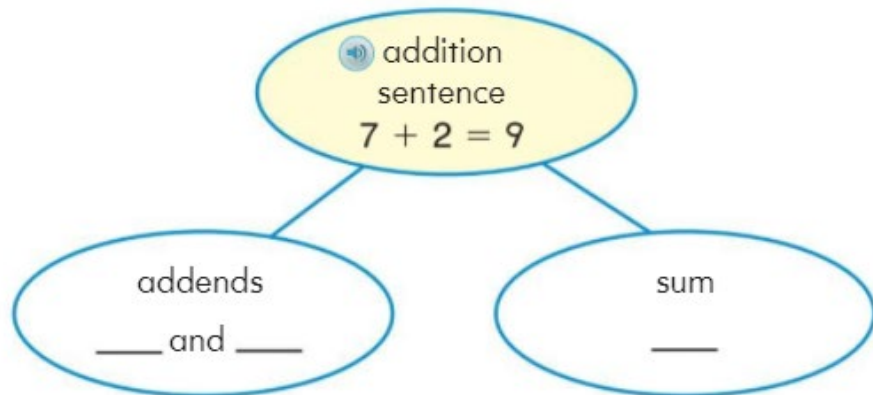


Review Words

add
addends
addition
sentence
sum

Visualize It

- Write the addends and the sum for the addition sentence.



Understand Vocabulary

Use a review word to complete the sentence.

- 4 and 3 in $4 + 3 = 7$ are _____ .
- $4 + 3 = 7$ is an _____ .
- 4 cubes and 3 cubes are put together to _____ the groups.




Game Ducky Sums







Materials

-  •  • 
-   • 

Play with a partner.

- 1 Put your  on START.
- 2 Toss the . Move your  that number of spaces.

- 3 Use a , a , and a  to make the spinner. Spin.
- 4 Add the number you spin and the number your  is on. Your partner checks the sum.
- 5 Take turns. The winner is the first person to get to END.

