

Week of 9/14 - 9/18

Unit 1 Week 3

Story

Flip

Genre

Fantasy

Story

"What Pets Need"

Genre

Nonfiction

Story

A Pig for Cliff

Genre

Fantasy

Essential Question

What makes a pet special?

Comprehension Strategy

visualize

Comprehension Skill

key details

Writing Traits

ideas

Grammar

statements

Structural Analysis

plural nouns

Mechanics

capitalization and punctuation

SPELLING/ PHONICS

L-blends

clip

flip

slip

flag

black

plan

win

sit

be

pull

Oral Vocabulary

care- to give something what it needs to stay healthy and happy

train- teach something to do things

companion- an animal or person that keeps you company

groom- wash and brush

popular- enjoyed by many people

High Frequency Words


be, come, good, pull

Day 2 Week 3

Name _____

Correct the sentences.

1. the pig is on the hill



2. my ball is big

Write the words.


3.  _____  _____

Circle the word that is spelled correctly.

4. gud good gd

Write the missing word.

5. Can Sam _____ with me?



Name _____

Unit 1 Week 3

We will be good at school. Here comes Miss
Black. She has a plan. We will not flip and slip. I
can pull the flag up. I can clip it here. The class
is glad. We all clap.

red

clap	clip
flip	slip
black	flag
plan	

yellow

be
come
good
pull

blue

Times Read:	1	2	3	4	5	6	7	8	9	10
-------------	---	---	---	---	---	---	---	---	---	----

I-blends

The letters bl, cl, fl, gl, pl, and sl make the beginning sounds in black, click, flat, glad, plan, and slim.



flap

slips

flag

glass

blip

clap

class

flips

blab

plans

slick

slam

Our class pet is named Slick.

Slick can flip in its glass bowl!



Your Turn



Look for these words with I-blends in "A Pig for Cliff."

Cliff

glad

Slim

black

slam

slip



be

A turtle can **be**
a fun pet.



good

A cat is a **good**
pet.



come

My bunny will
come to eat.



pull

I **pull** my dog in
a wagon.

Your Turn



Say the sentence for each word.
Then make up another sentence.

Go Digital! Use the online visual glossary

Genre **Fantasy**




Essential Question

What makes a pet special?
Read about Cliff's new pet.



Go Digital!

A Pig for Cliff





Cliff is glad.
Cliff has a new pet.

It is Slim.
It is a big black pig.



Slim can not fit in!



Come out, Slim!



Slam!

Cliff can not sit with Slim.



Cliff and Slim slip.



Slim can go up.
Cliff can not.

Slim can **pull** Cliff.
Slim will **be** a **good** pet!

Cats Show How They Feel

by Rachelle Kreisman

A cat uses its body to show how it feels. Here are some examples.

The cat lies down. It may roll over and show its belly. Its eyes are half-closed. It is relaxed.

The cat's whiskers are forward. Whiskers are the long hairs near a cat's mouth. The cat uses its whiskers to touch things. The cat is curious.

The cat's tail is between its legs. Its eyes and ears are moving quickly. The cat is nervous.

The cat's hair is standing on end. Its whiskers are pulled back. The cat is scared.




Cats Need Care

by Rachelle Kreisman

Cats make good pets. How do you care for them? Read the tips below.

Give your cat food. Most cats need to eat twice a day. Keep a bowl filled with fresh water, too.



Put a litter box in a quiet spot. Keep it clean. The litter box is a cat's bathroom.

Brush your cat's fur. Have an adult clip its claws. Never clip a cat's whiskers. Whiskers are the long hairs near a cat's mouth. They help a cat feel its way around.

Take your cat to a vet for checkups. The vet is an animal doctor. He or she will make sure your cat is healthy.

Name _____ Date _____

A First, Next, Last Chart

First	Next	Last
<hr/>	<hr/>	<hr/>
<hr/>	<hr/>	<hr/>
<hr/>	<hr/>	<hr/>

Topic

Stop and Think!

T- _____

1- _____

1- _____

1- _____

C- _____

S N

Q SS

Name _____

Algebra • Take Apart Numbers

Essential Question How can you show all the ways to take apart a number?



Operations and Algebraic Thinking—1.OA.1 Also 1.OA.6


MATHEMATICAL PRACTICES
MP.3, MP.4, MP.7

Listen and Draw



Use to show all the ways to take apart 5.
Color and draw to show your work.

Take Apart 5



Math Talk

Mathematical Practices

How do you know you showed all the ways?
Explain.

© Houghton Mifflin Harcourt Publishing Company



FOR THE TEACHER • Read the following problem and have children show all the ways to solve the problem. Jada has 5 grapes. What are all the ways she can share the grapes with her sister?

Model and Draw

Now Jada has 9 grapes. What are all the ways she can share the grapes with her sister?


Complete the number sentence.

1.  $9 - \underline{0} = \underline{9}$

2.  $9 - \underline{1} = \underline{8}$

Share and Show



Use . Color and draw to show how to take apart 9. Complete the subtraction sentence.

Show all the ways to take apart 9.

3.  $9 - \underline{\quad} = \underline{\quad}$

4.  $9 - \underline{\quad} = \underline{\quad}$

5.  $9 - \underline{\quad} = \underline{\quad}$

6.  $9 - \underline{\quad} = \underline{\quad}$

7.  $9 - \underline{\quad} = \underline{\quad}$

8.  $9 - \underline{\quad} = \underline{\quad}$

9.  $9 - \underline{\quad} = \underline{\quad}$

10.  $9 - \underline{\quad} = \underline{\quad}$

Name _____

On Your Own

MATHEMATICAL PRACTICE

Look for a Pattern Use . Color and draw to show how to take apart 10.

Show all the ways to take apart 10.

10 Complete the subtraction sentence.

11.  $10 - \underline{\quad} = \underline{\quad}$

12.  $10 - \underline{\quad} = \underline{\quad}$

13.  $10 - \underline{\quad} = \underline{\quad}$

14.  $10 - \underline{\quad} = \underline{\quad}$

15.  $10 - \underline{\quad} = \underline{\quad}$

16.  $10 - \underline{\quad} = \underline{\quad}$

17.  $10 - \underline{\quad} = \underline{\quad}$

18.  $10 - \underline{\quad} = \underline{\quad}$

19.  $10 - \underline{\quad} = \underline{\quad}$

20.  $10 - \underline{\quad} = \underline{\quad}$

21.  $10 - \underline{\quad} = \underline{\quad}$

© Houghton Mifflin Harcourt Publishing Company

Problem Solving • Applications  **WRITE** Math

22. James has 10 books. He shares them with his sister. Draw one way he can share the books.

23. THINK SMARTER Hannah has 7 shells. She shares them with Emily. Draw two ways she can share the shells.



24. GO DEEPER I use 6 marbles to play a game. I lose 1 marble. Then I lose 1 more marble. How many marbles do I have left?



_____ marbles

25. THINK SMARTER Circle all the models that show a way to take apart 8.



TAKE HOME ACTIVITY • Write $5 - 0 = 5$ and $5 - 1 = 4$. Ask your child to subtract from 5 another way. Take turns to show all the ways to subtract from 5.

FOR MORE PRACTICE:
Standards Practice Book

© Houghton Mifflin Harcourt Publishing Company • Image Credits: © iStock Photo/Practic/Getty Images