

Subtraction Concepts



Curious About Math with

**Curious
George**

Look at the picture.
Make up a subtraction
story problem.



Show What You Know

Explore Numbers 1 to 4

Show the number with .
Draw the .

1. 

4

2. 

2

Numbers 1 to 10

How many objects are in each set?

3. 

___ butterflies

4. 


___ cat

5. 


___ leaves

Use Pictures to Subtract

How many are left?

6. 

$5 - 4 = \underline{\quad}$

7. 

$4 - 2 = \underline{\quad}$



This page checks understanding of important skills needed for success in Chapter 2.

**Vocabulary Builder****Review Words**

add to
take apart
put together
take from

Visualize It

Sort the review words from the box.

**Subtraction****Addition****Understand Vocabulary**

Circle the part you take from the group. Then cross it out.



- 1.

5 oranges

2 are eaten.



- 2.

4 balloons

3 fly away.



- 3.

3 toy cars

1 rolls away.



Subtraction
Slide


Materials

- 5  • 5 
- 5  • 8 

Play with a partner.

Take turns.

- 1 Toss the .
- 2 Take away that number from 8. Use  to find what is left.

- 3 If you see the answer on your slide, cover it with a .
- 4 If the answer is not on your slide, your turn is over.
- 5 The first player to cover a whole slide wins.

