


Realistic
Fiction

The Quilt

by Sarah Hughes
illustrated by Jill Dubin



Mc
Graw
Hill

PAIRED
READ

Making a Quilt Square

STRATEGIES & SKILLS

Comprehension

Strategy: Visualize

Skill: Theme

Phonics

Three-letter blends: *scr, spl,*
spr, str, thr, shr

Vocabulary

before, difficult, front,
heard, nobody, push,
tomorrow, your

Content Standards

Social Studies

Culture

Word count: 274**

**The total word count is based on words in the running text and headings only. Numerals and words in captions, labels, diagrams, charts, and sidebars are not included.



Education

Copyright © The McGraw-Hill Companies, Inc.

All rights reserved. No part of this publication may be reproduced or distributed in any form or by any means, or stored in a database or retrieval system, without the prior written consent of The McGraw-Hill Companies, Inc., including, but not limited to, network storage or transmission, or broadcast for distance learning.

Send all inquiries to:
McGraw-Hill Education
Two Penn Plaza
New York, New York 10121

ISBN: 978-0-02-119616-6
MHID: 0-02-119616-8

Printed in the United States.

2 3 4 5 6 7 8 9 DOC 15 14 13 12 11 10

B



Essential Question

What traditions do you know about?



by Sarah Hughes

illustrated by Jill Dubin

“Leah, come see the family quilt,” says Mom. “Your great-grandma started it long ago.

“It’s from before I was born,” says Leah.





“That’s right,” says Mom.
“Times were difficult back then. Nobody had a job. I heard that great-grandma made this quilt with cloth scraps.”



"The front of each square tells a story," says Grandma. "This was our first TV."

"It looks funny," Leah says.

STOP AND CHECK

What is Leah looking at?

“What should we put on our family’s square?” asks Mom.

“How about a picture of us planting our spruce tree?” says Leah.

“Great idea!” says Dad.



"Let's use this picture,"
says Leah.

"I'll have to shrink it to fit,"
says Mom.





"I'll find some cloth for our square tomorrow," says Mom. "It's getting late."


"Aww," says Leah.

STOP AND CHECK

What will go on the new quilt square?

The next morning, Leah can't wait to begin.

"I'll thread the needle and sew the square," says Grandma.



"May I help?" asks Leah.

"Of course," Grandma says.



“Leah, can you push the stuffing inside the square?” Grandma asks.

“Yes!” says Leah.

“Now I’ll sew it closed,” explains Grandma.



STOP AND CHECK

How does Leah help?



"We'll keep the quilt for a year," says Mom.

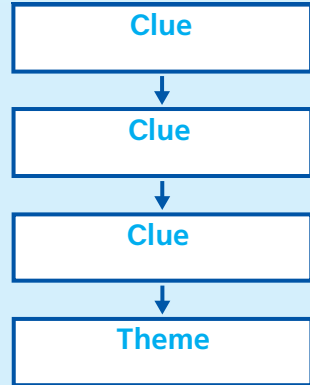
"Next, it goes to your cousins," says Dad.

"I wish we could make a quilt every day!" says Leah.

Respond to Reading

Retell

Use your own words to retell *The Quilt*.



Text Evidence

1. Look at page 11. How will the tradition continue? **Theme**
2. What is the theme of this story? **Theme**
3. How do you know that *The Quilt* is realistic fiction? **Genre**



Genre How-to

Compare Texts

Compare how quilt squares are made.



Making a Quilt Square



People make quilts for a lot of reasons. Quilts can show a part of history. Quilts can keep us warm. People also make quilts for fun. No matter the reason, all quilts begin with a square.

How to Make a Quilt Square

1. Cut two squares of cloth the same size.
2. Sew three sides of the squares together inside out. Have an adult help you.
3. Turn the cloth right side out.
4. Fill the square with stuffing.
5. Sew the fourth side closed.



Make Connections

What are some reasons that people make quilts? [Text to Text](#)

Focus on Genre

Realistic Fiction Realistic fiction is a story that could be true.

What to Look for In *The Quilt*, the characters might be like people you know. They do things that you might do.

Your Turn

Share one of your family's traditions. Draw a picture about it. Write a sentence about your picture. Share it with your class.

Thinkmark

Setting

Where does *The Quilt* happen?
When did Great Grandma make the quilt?

Sequence of Events

What happens before Grandma sews the square closed?

Make Connections

What picture would you put on a quilt square?

Sharing Traditions

GR G • Benchmark 12 • Lexile 380

Grade 1 • Unit 6 Week 4

www.mheonline.com

The **McGraw-Hill** Companies



Education

ISBN-13 978-0-02-119616-6
MHID 0-02-119616-8

